

# MISSION INVENTORY 2002 - 2003 EXECUTIVE SUMMARY

## Guidelines To Executive Summary

We are happy to share with you the compilation of the missionary survey results received by the U.S. Catholic Mission Association in response to a questionnaire and a request to update the 2001 statistics. The survey was originally mailed to 631 mission-sending organizations in August 2002. A follow-up mailing was sent in March 2003. Acknowledging that our mission outreach is to the global community, the tabulation is inclusive of U.S... citizens, Catholic missionaries – laity, religious and clergy – serving in mission both within and outside the United States borders.

### GUIDELINES TO THE PRESENTATION

The following 2002 – 2003 tabulation of United States Catholic missionaries serving both within the U.S. and abroad has been compiled by the U.S. Catholic Mission Association from data gathered from mission-sending organization and home dioceses (with additional reference to The Official Catholic Directory). The data, therefore, is as reliable as the most diligent effort can make them and as the constant changes in personnel will allow.

The lists of data include only U.S. missionaries, which means those who are United States citizens by birth or naturalization. Those who have taken out citizenship in their country of mission service are still listed here as missionaries from the United States. Citizens of other countries serving as members of mission-sending organizations headquartered in the U.S., are not listed. This policy helps to prevent overlapping when the various national mission councils publish their tabulations. These statistics are included in the Official Catholic Directory in the supplement or Part II.

The lists bear the heading U.S. Catholic Missioners. This includes all those Catholics who are sponsored by Catholic mission-sending organizations, even if they work for projects not sponsored by the Catholic Church.

The term missionary is used in its generally accepted sense. It includes not only those engaged in the primary and subsequent stages of evangelization but also those ministering in closely related areas of community service and development.

The term serving stands for service over a period of time. While some organizations provide opportunities for short-term service, only those individuals are included in these statistics who serve for a minimum of one year.

The term abroad means “outside” of the 50 United States. Those working in Alaska and Hawaii are included in the data as missionaries serving within the U.S. As Puerto Rico and the Virgin Islands are U.S. territories and not U.S. states, their data lies in the category of “abroad” for the statistical purposes of this inventory.

Beginning with the 1998 - 1999 tabulation, the many missionaries ministering in the cross-cultural situations in the United States are included. The continuing political and socio-economic changes, trends and circumstances – both in the U.S. and abroad – have enabled a renewed understanding of mission universally.

### GUIDELINES FOR SURVEY OF U.S. CATHOLIC (CROSS-CULTURAL) MISSIONERS SERVING IN THE U.S.

The following guidelines are intended to be descriptive, not theological or sociological definitions. We offer them as guidelines for pastoral/missional judgment and not as definitive statements or categories. A cross-cultural missionary may fall into one or many of these descriptions. We at the U.S. Catholic Mission Association realize that these “guidelines” are not exhaustive, but they will help you in “self-defining” those missionary activities in which your organization is engaged.

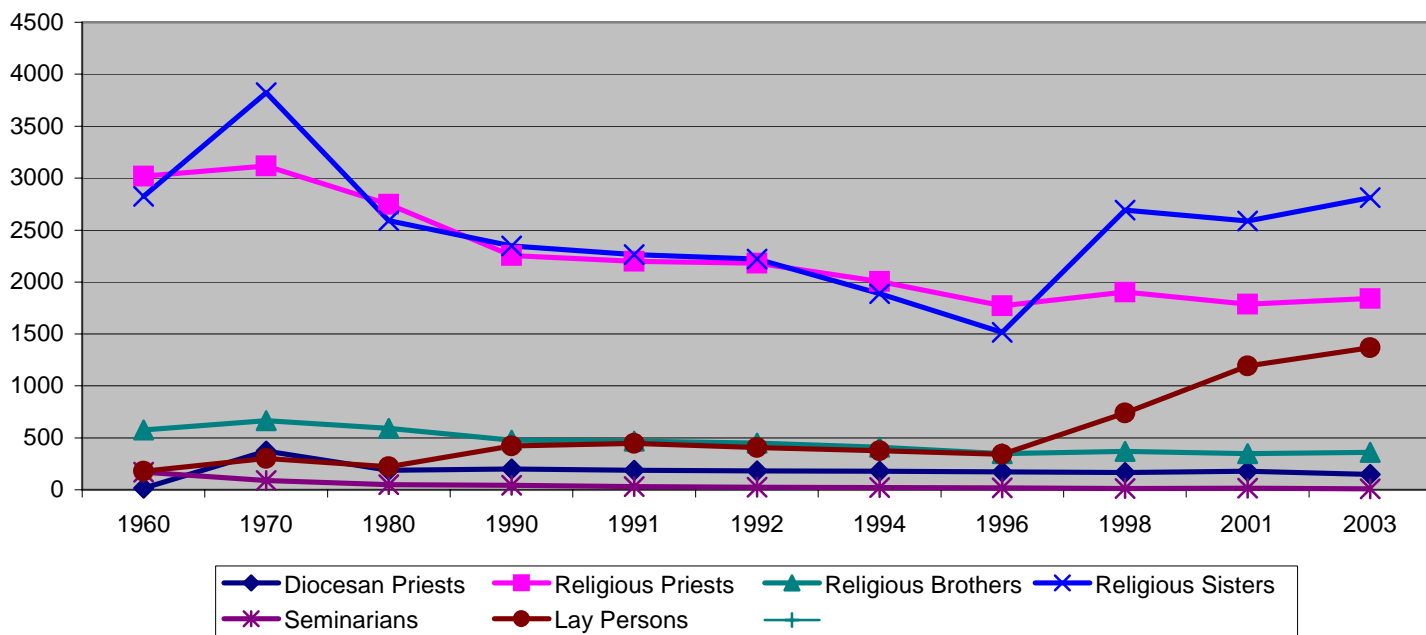
- 1 The ministry is with people who have either never heard the Word or have never had it effectively proclaimed to them or their community, i.e., **generally not reachable by the common methods or means of ministry in the U.S).**
- 2 The missionary is working in an area where the **local church** is easily understood as **institutionally underdeveloped**, i.e., it lacks indigenous ecclesial leadership, personnel, and financial resources for effective ministry beyond the pastoral nurture of its own membership.
- 3 The ministry is genuinely with those on the margins, i.e., **among people linguistically, culturally, and/or economically outside** the stream of the dominant culture.
- 4 The people with whom this ministry is exercised would see themselves as significantly distinct from the mainline culture, i.e., **their distinct identity is clearly perceived by themselves when in the larger cultural context of the United States.**
- 5 It is a ministry of dialogue by which the Christian churches or community is engaged with a **community of values different from its own in some core religious or moral manner.**

**U.S. Missioners by Church Role: 1960 – 2003**

YEAR	Diocesan Priests	Religious Priests	Religious Brothers	Religious Sisters	Seminarians	Lay Persons	Total
1960	14	3,018	575	2,827	170	178	6,872
1970	373	3,117	666	3,824	90	303	8,373
1980	188	2,750	592	2,592	50	221	6,393
1990	200	2,257	477	2,347	42	421	5,744
1991	187	2,200	468	2,264	30	446	5,595
1992	181	2,183	449	2,222	26	406	5,467
1994	177	2,007	408	1,887	22	374	4,875
1996	173	1,770	347	1,513	18	343	4,164
1998	167	1,903	370	2,693	11	739	*5,883
2000-2001	180	1,784	349	2,589	15	1,191	6,108
2002-2003	147	1,840	361	2,812	8	1,368	6,536

\*1998 - first inventory report which included missioners serving within the U.S.

**US Missioners by Church Role: 1960 - 2003**



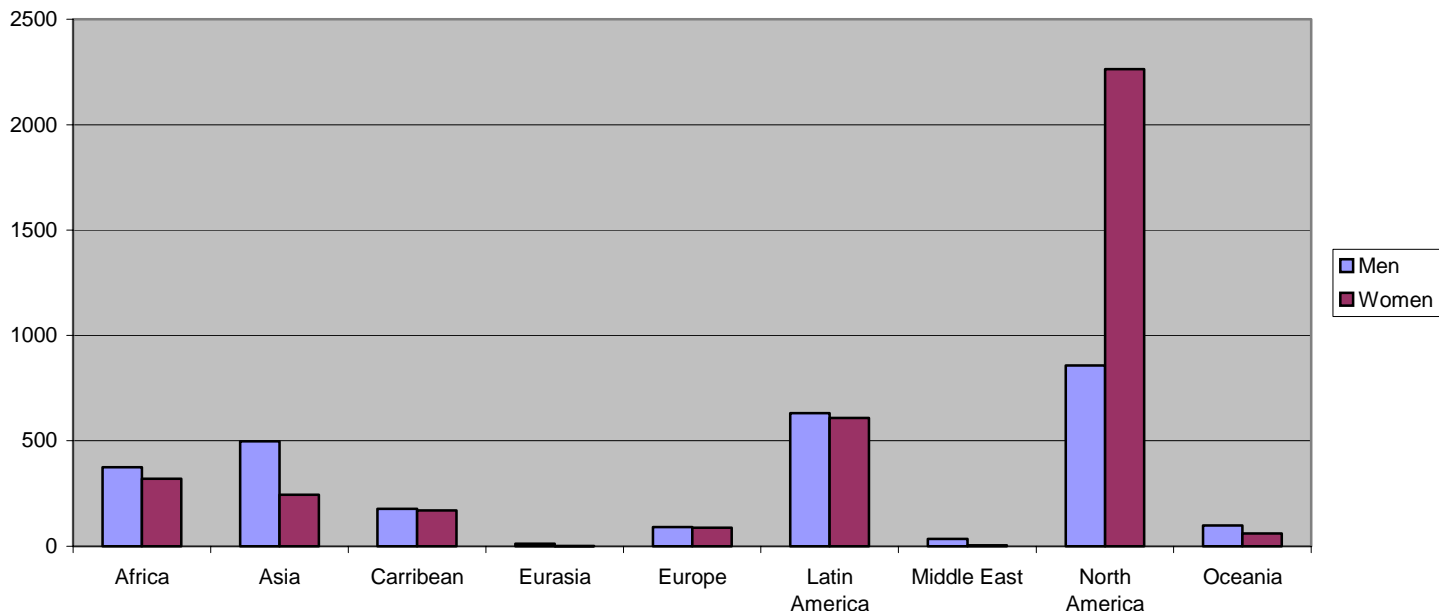
### U.S. Missioners by Regions: 1960 – 2003

YEAR	Africa	Near East	Far East	Oceania	Europe	North America	Caribbean	Central America	South America	TOTAL
1960	781	111	1,959	986	203	337	991	433	981	6,782
1964	1,025	122	2,332	846	69	220	1,056	660	1,796	8,126
1970	1,141	39	2,137	900	38	233	1,067	738	2,080	8,373
1975	1,065	71	1,814	808	37	252	698	734	1,669	7,148
1980	909	65	1,576	711	35	294	548	699	1,556	6,393
1985	986	78	1,366	650	31	312	500	692	1,441	6,056
1990	945	64	1,253	560		264	449	796	1,413	5,744
1991	933	65	1,198	546		265	453	789	1,350	5,595
1992	949	59	1,163	512		105 <sup>1</sup>	431	810	1,286	5,467
1996	799	↙ 965 ↘	↙ ↘	213	172	82 <sup>1</sup>	360	↙ 1,573 ↘	↙ ↘	4,164
1998	714	909		202	158	2,109 <sup>2</sup>	368	1,423		5,883

Year	Africa	Asia	Eurasia	Oceania	Europe	North America	Caribbean	Latin America	Middle East	TOTAL
2001	704	734	14	175	167	2,682 <sup>2</sup>	342	1,247	35	6,108
2003	693	740	13	160	180	3,122 <sup>2</sup>	348	1,241	39	6,536

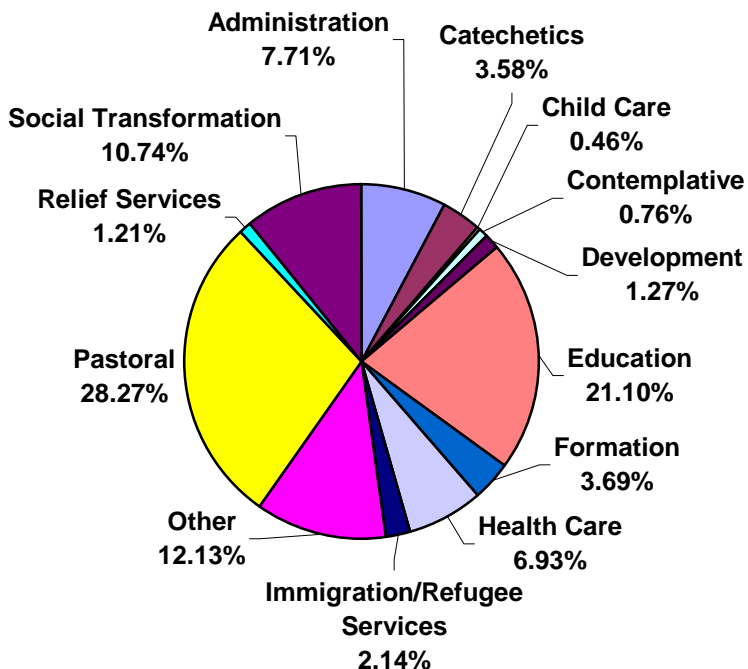
1. Alaska and Hawaii are no longer considered to be foreign mission areas in North America
2. This number refers to missioners in cross-cultural mission within the U.S. borders.

### Missioners by Region - Outside the US 2002 - 2003

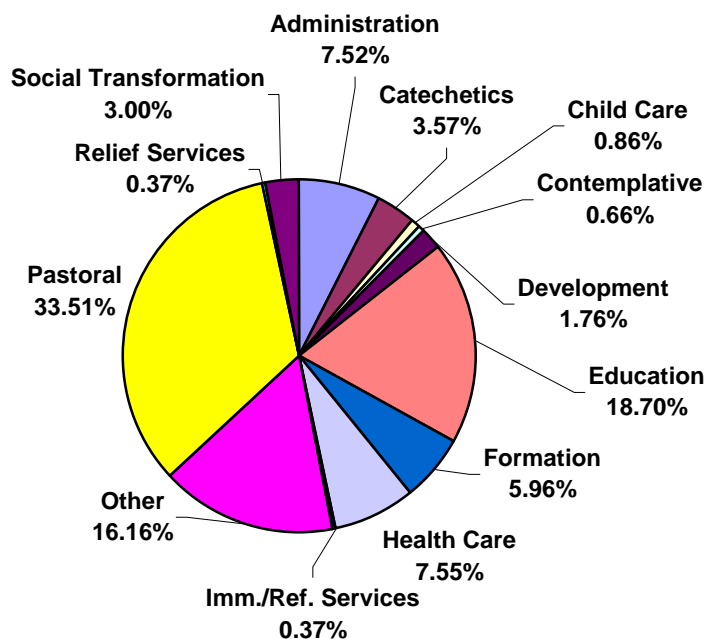


## Activities Engaging Missionary Personnel

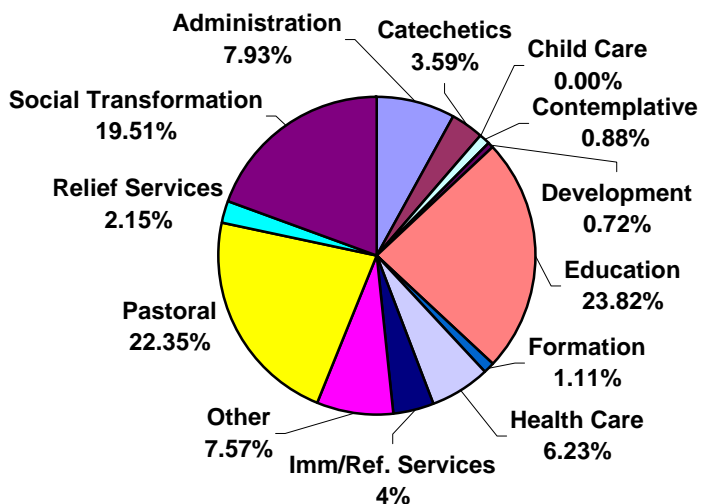
### Primary Ministry Activities - All Missioners



### Primary Ministry Activity - Outside the US



### Primary Ministry Activity - Within the US



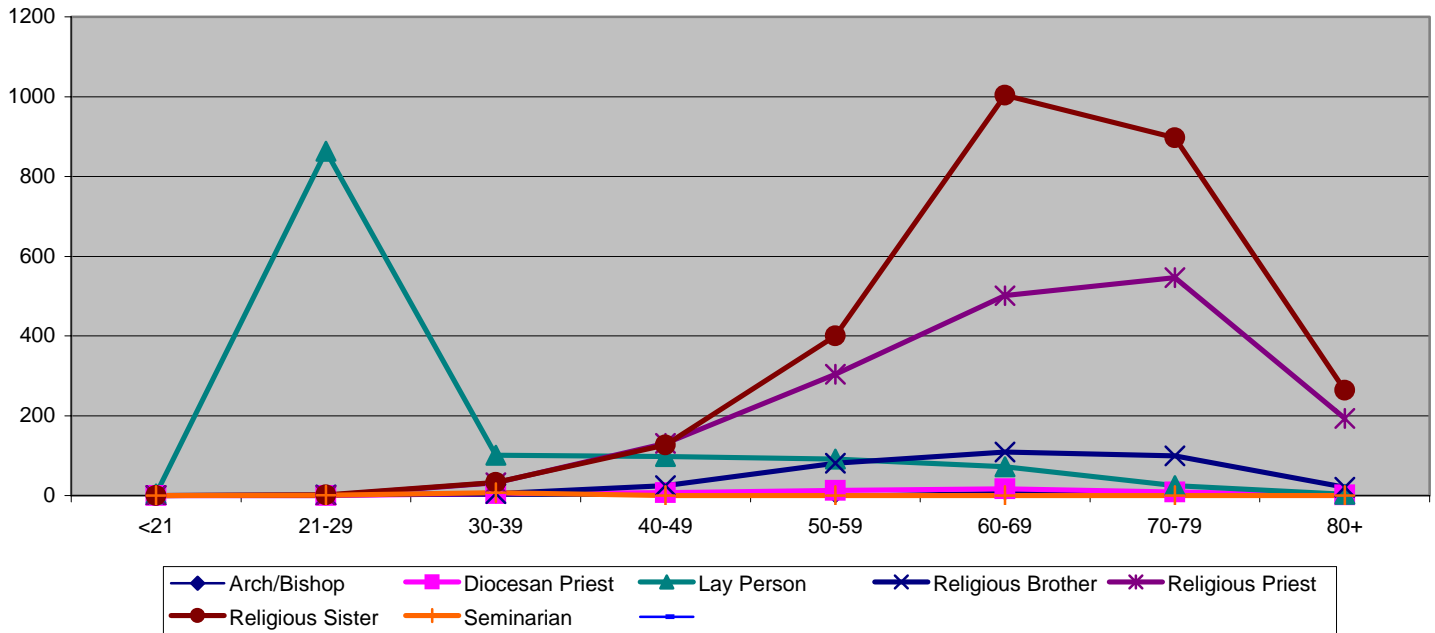
**COMPARISON**		
2000-2001 versus 2002-2003		
Missionary Activities - All Missioners		
Category	2000-2001 %	2002-2003 %
Administration	7.83	7.71
Catechetics	3.75	3.58
Child Care	.59	0.46
Contemplative	.85	0.76
Development	1.29	1.27
Education	20.55	21.10
Formation	3.90	3.69
Health Care	6.45	6.93
Immigration/Refugees	1.98	2.14
Other	13.18	12.13
Pastoral	28.31	28.27
Relief Services	1.20	1.21
Social Transformation	10.13	10.74

## U.S. Catholic Missioners Age Distribution 2002 - 2003

Age Group	(Arch) Bishop	Diocesan Priest	Religious Priest	Religious Brother	Religious Sister	Seminarian	Lay Person	Total
<21	0	0	0	0	0	0	4	4
21-29	0	0	0	2	2	1	863	868
30-39	0	5	32	5	33	7	101	183
40-49	1	7	131	25	127	0	98	389
50-59	1	13	304	81	400	0	91	890
60-69	9	17	501	109	1,004	0	72	1,714
70-79	10	9	547	99	897	0	25	1587
80+	1	2	193	21	264	0	3	484
<b>Total</b>	22	53	1,708	342	2,727	8	1,257	6,119*
<b>Average Age</b>	68.8	59.1	66.8	64.3	67.6	34.9	33.6	60.1**

\* 417 missionaries did not respond to year of birth  
 \*\* In 2001-2002 report, average age was 59.3 years

### US Catholic Missionaries Age Distribution by Church Role



The information and charts in this Mission Update Supplement are taken from the  
**2003 US Catholic Mission Inventory Executive Report.**

If you would like a copy of the entire report, please contact our office at  
**(202) 832-3112**

or on the web at [www.uscatholicmission.org](http://www.uscatholicmission.org)

The Report will be available on our website this summer.