

## EXECUTIVE SUMMARY of the MISSION HANDBOOK

2008 is a significant year in the mission journey of the US. It marks 100 years since Pius X issued *Sapienti consilio* (June 29, 1908) recognizing the maturity of the US Catholic Church that has been up till then primarily “mission territory.” While there may have been initiatives from among the religious communities at that time to send missionaries, the issuance of the decree made it official that, as a whole, the US Catholic Church was now called to send out of its own, missionaries to the world! Thousands of women and men since then have continued to inspire the US Church to live out its passion for its baptismal call to mission.

At this historic moment, we at United States Catholic Mission Association (USCMA) are happy to share with you the compilation of the missionary survey results we received in response to a questionnaire and a request to update the 2004-2005 statistics. The survey was originally mailed to 689 mission-sending organizations in March, 2007. Acknowledging that our mission outreach is to the global community, the tabulation is inclusive of **U.S. citizens, Catholic missionaries** – laity, religious and clergy – serving in mission both within and outside the United States borders. Included in this edition of the *U. S. Catholic Mission Handbook 2008* is a section with charts and tables of the new data received in relation to previous data. These numbers and figures give us only a glimpse to the commitment of U.S. Catholic missionaries serving all over the world.

As you go through this inventory, it is our hope that the stories of those missionaries that have touched our lives come to life and enkindle in our hearts the passion for God’s mission.

### GUIDELINES TO THE PRESENTATION

The following 2006 – 2007 tabulation of United States Catholic Missioners serving both within the U.S. and abroad has been compiled by the USCMA from data gathered from many sources. USCMA has compiled the lists of missionaries from data received from mission-sending organizations and home dioceses (with additional reference to *The Official Catholic Directory*). The data, therefore, is as reliable as the most diligent effort can make it and as the constant changes in personnel will allow. Some comments on several items in this handbook follow.

The lists of data include only U.S. missionaries, meaning those who are or have been United States citizens by birth or naturalization. Those who have taken out citizenship in their country of mission service are still listed here as missionaries from the United States. On the other hand, citizens of other countries serving as members of mission-sending organizations headquartered in the U.S. are not listed. As an example, there are numerous Maryknoll sisters serving abroad, often in countries other than their homeland, who are not U.S. citizens and therefore are not listed here among the Maryknoll sisters serving abroad as U.S. Catholic missionaries. This policy helps to prevent overlapping when the various national mission councils publish their tabulations. It must be remembered, however, that mission-sending organizations which appear to have only very few members in a given mission field may have many more who are not U.S. citizens.

The lists bear the heading *U.S. Catholic missionaries*. This includes all those Catholics who are sponsored by Catholic mission-sending organizations, even if they work for projects not sponsored by the Catholic Church.

The term *missioner* is used in its generally accepted sense. It includes not only those engaged in the primary and subsequent stages of evangelization but also those ministering in closely related areas of community service and development.

The term *servng* stands for service over a period of time. While some organizations provide opportunities for short-term service, only those individuals are included in these statistics who serve for a minimum of one year.

The term *abroad* means “outside” of the 50 states of the United States. Those working in Alaska and Hawaii are included in the data as missionaries serving within the U.S. As Puerto Rico and the Virgin Islands are U.S. territories and not U.S. states, their data lies in the category of “abroad” for the statistical purposes of this inventory.

As with the 2004 - 2005 tabulation, the many missionaries ministering in cross-cultural situations in the United States are included. The continuing political and socio-economic changes, trends and circumstances – both in the U.S. and abroad – have enabled a renewed understanding of mission universally.

*[Note: The following guidelines were included with the request to mission-sending organizations that they name constituencies involved in cross-cultural mission in the U.S.]*

### GUIDELINES FOR SURVEY OF U.S. CATHOLIC (CROSS-CULTURAL) MISSIONERS SERVING IN THE U.S.

The following guidelines are intended to be descriptive, not theological or sociological definitions. We offer them as guidelines for pastoral/missional judgment and not as definitive statements or categories. A cross-cultural missionary may fall into one or many of these descriptions. We at the U.S. Catholic Mission Association realize that these “guidelines” are not exhaustive, but they will help you in “self-defining” those missionary activities in which your organization is engaged.

The ministry is with people who have either never heard the Word or have never had it effectively proclaimed to them or their community i.e., **generally not reachable by the common methods or means of ministry in the U.S.**

The missionary is working in an area where the **local church** is easily understood as **institutionally underdeveloped** i.e., it lacks indigenous ecclesial leadership, personnel, and financial resources for effective ministry beyond the pastoral nurture of its own membership.

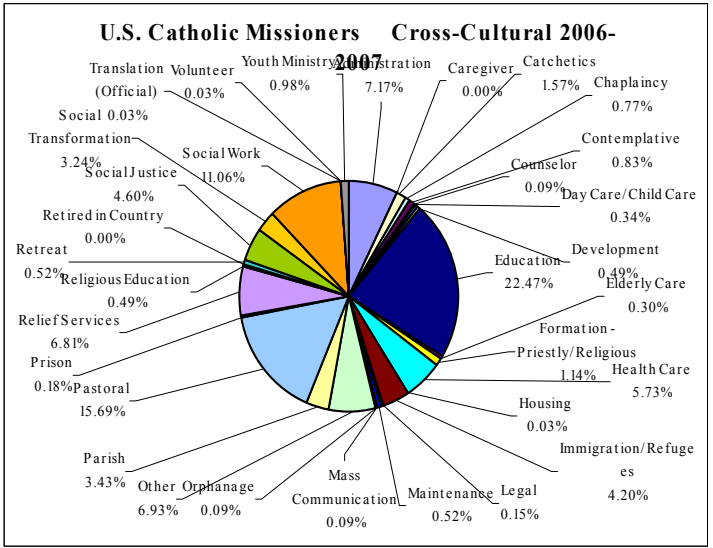
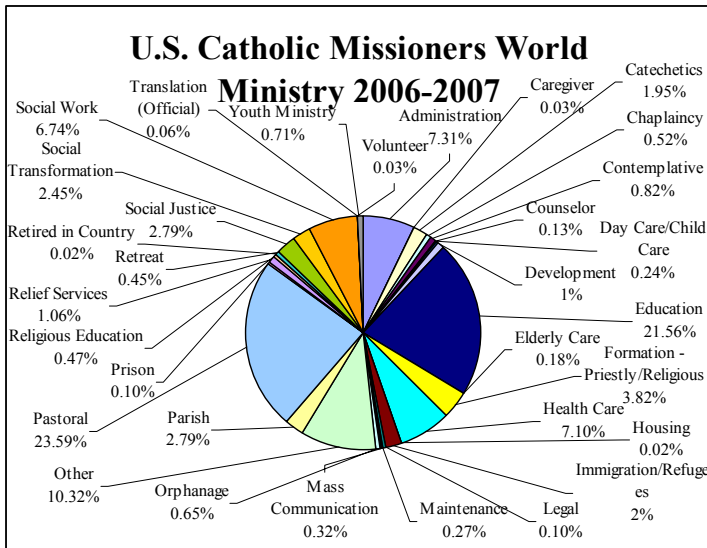
The ministry is genuinely with those on the margins i.e., **among people linguistically, culturally, and/or economically outside** the stream of the dominant culture.

The people with whom this ministry is exercised would see themselves as significantly distinct from the mainline culture i.e., **their distinct identity is clearly perceived by themselves when in the larger cultural context of the United States.**

**It is a ministry of dialogue by which the Christian churches or community is engaged with a community of values different from its own in some core religious or moral manner.**

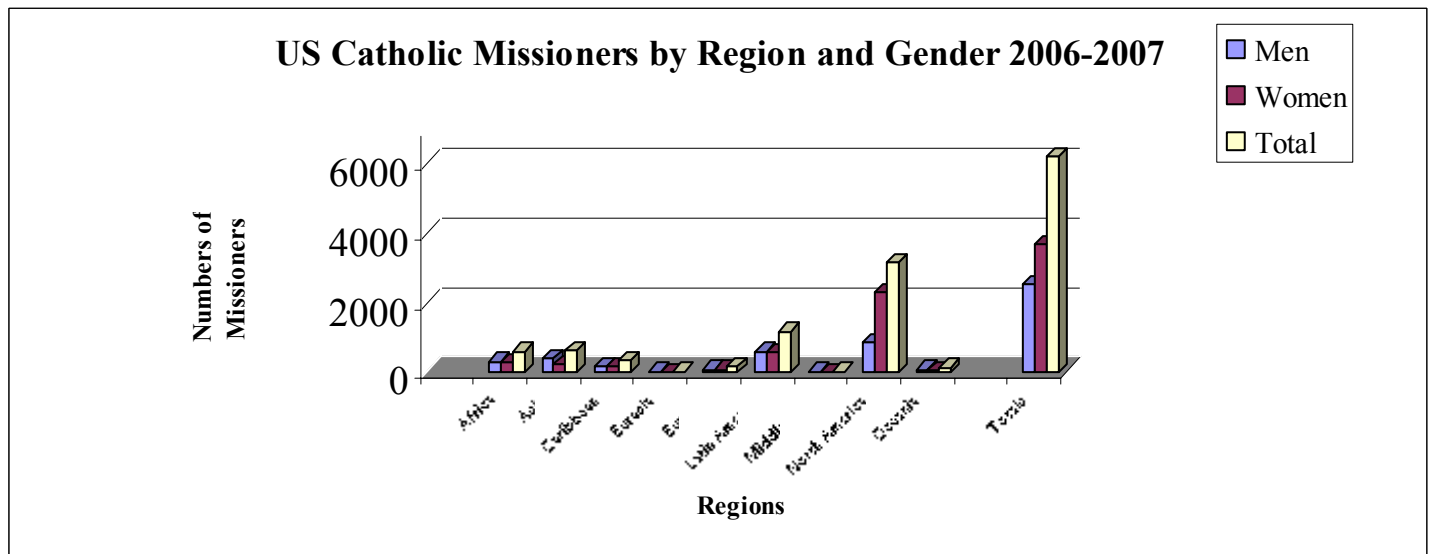
<b>U.S. Catholic Missioners World Ministry Activity 2006-2007</b>		
<b>Primary Work Activity</b>	<b>Number of Responses</b>	<b>Percent- age</b>
Administration	453	7.31
Caregiver	2	0.03
Catechetics	121	1.95
Chaplaincy	32	0.52
Contemplative	51	0.82
Counselor	8	0.13
Day Care/Child Care	15	0.24
Development	59	0.95
Education	1,337	21.56
Elderly Care	11	0.18
Formation - Priestly/Religious	237	3.82
Health Care	440	7.10
Housing	1	0.02
Immigrations/Refugees	152	2.45
Legal	6	0.10
Maintenance	17	0.27
Mass Communication	20	0.32
Orphanage	40	0.65
Other	640	10.32
Parish	173	2.79
Pastoral	1,463	23.59
Prison	6	0.10
Relief Services	66	1.06
Religious Education	29	0.47
Retired in Country	1	0.02
Retreat	28	0.45
Social Justice	173	2.79
Social Transformation	152	2.45
Social Work	418	6.74
Translation (Official)	4	0.06
Volunteer	2	0.03
Youth Ministry	44	0.71
<b>TOTALS:</b>	<b>6,201</b>	<b>100.00</b>

<b>U.S. Catholic Missioners Cross-Cultural 2006-2007</b>		
<b>Primary Work Activity</b>	<b>Number of Responses</b>	<b>Percent- age</b>
Administration	234	7.56
Caregiver	0	0.00
Catchetics	51	1.65
Chaplaincy	25	0.81
Contemplative	27	0.87
Counselor	3	0.10
Day Care/Child Care	11	0.36
Development	16	0.52
Education	733	23.68
Elderly Care	10	0.32
Formation - Priestly/Religious	37	1.20
Health Care	187	6.04
Housing	1	0.03
Immigration/Refugees	137	4.43
Legal	5	0.16
Maintenance	17	0.55
Mass Communication	3	0.10
Orphanage	3	0.10
Other	226	7.30
Parish	112	3.62
Pastoral	512	16.54
Prison	6	0.19
Relief Services	55	1.78
Religious Education	16	0.52
Retired in Country	0	0.00
Retreat	17	0.55
Social Justice	150	4.85
Social Transformation	106	3.42
Social Work	361	11.66
Translation (Official)	1	0.03
Volunteer	1	0.03
Youth Ministry	32	1.03
<b>TOTALS:</b>	<b>3,095</b>	<b>100.00</b>



**U.S. CATHOLIC MISSIONERS BY REGION AND GENDER 2006-2007**

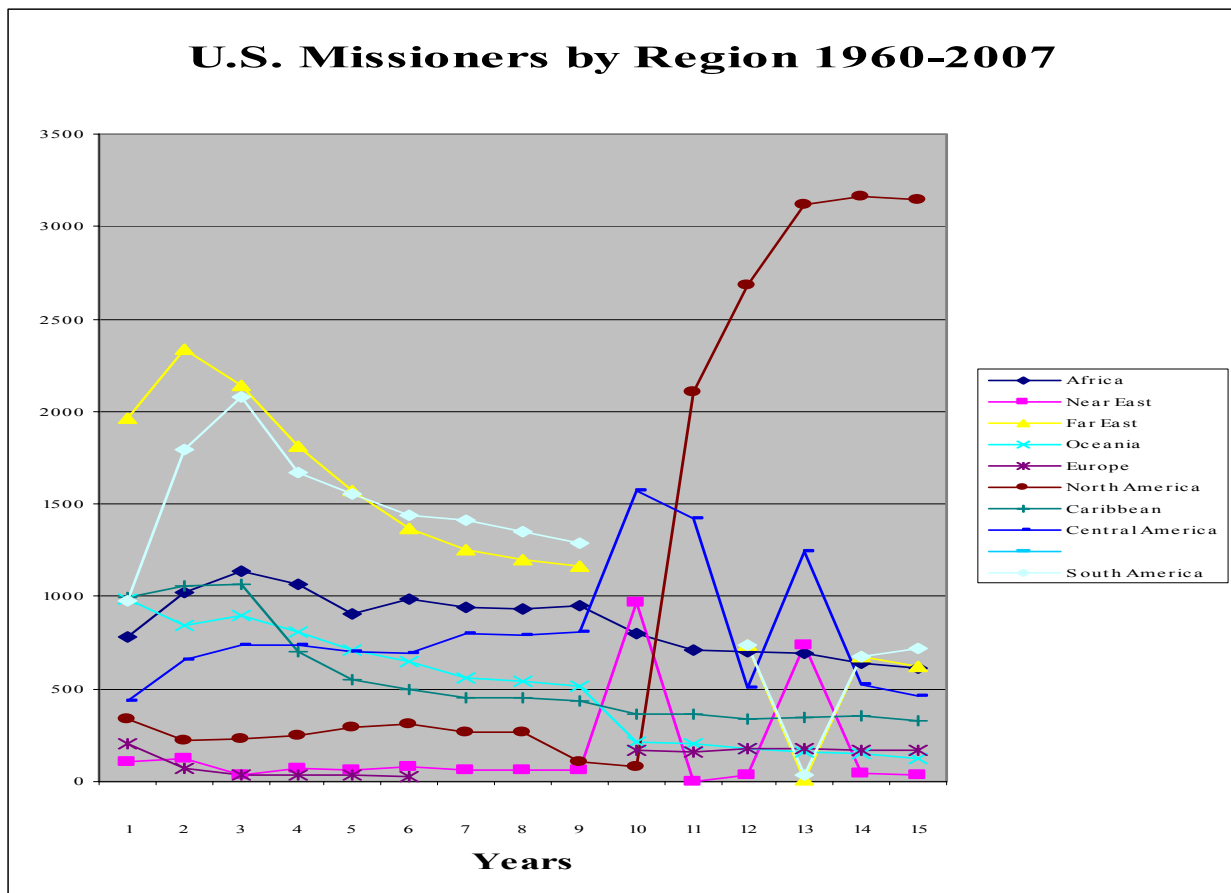
Region	Men	Women	Total
Africa	313	296	609
Asia	406	212	618
Caribbean	163	162	325
Eurasia	13	2	15
Europe	67	87	154
Latin America	600	579	1179
Middle East	30	4	34
North America	854	2288	3142
Oceania	70	55	125
Totals	2516	3685	6201



### U.S. Missioners by Regions 1960-2007

	Year	Africa	Near East	Far East	Oceania	Europe	North America	Caribbean	Central America	South America	Totals
1	1960	781	111	1959	986	203	337	991	433	981	6782
2	1964	1025	122	2332	846	69	220	1056	660	1796	8126
3	1970	1141	39	2137	900	38	233	1067	738	2080	8373
4	1975	1065	71	1814	808	37	252	698	734	1669	7148
5	1980	909	65	1576	711	35	294	548	699	1556	6393
6	1985	986	78	1366	650	31	312	500	692	1441	6056
7	1990	945	64	1253	560		264	449	796	1413	5744
8	1991	933	65	1198	546		265	453	789	1350	5599
9	1992	949	59	1163	512		105	431	810	1286	5315
10	1996	799	965		213	172	82	360	1573		4164
11	1998	714	909		202	158	2109	368	1423		5883
12	2001	704	35	734	175	181	2682	342	506	741	6100
13	2003	693	740	13	160	180	3122	348	1241	39	6536
14	2005	636	46	675	150	165	3165	353	527	678	6395
15	2007	609	34	618	125	169	3142	325	460	719	6201

### U.S. Missioners by Region 1960-2007

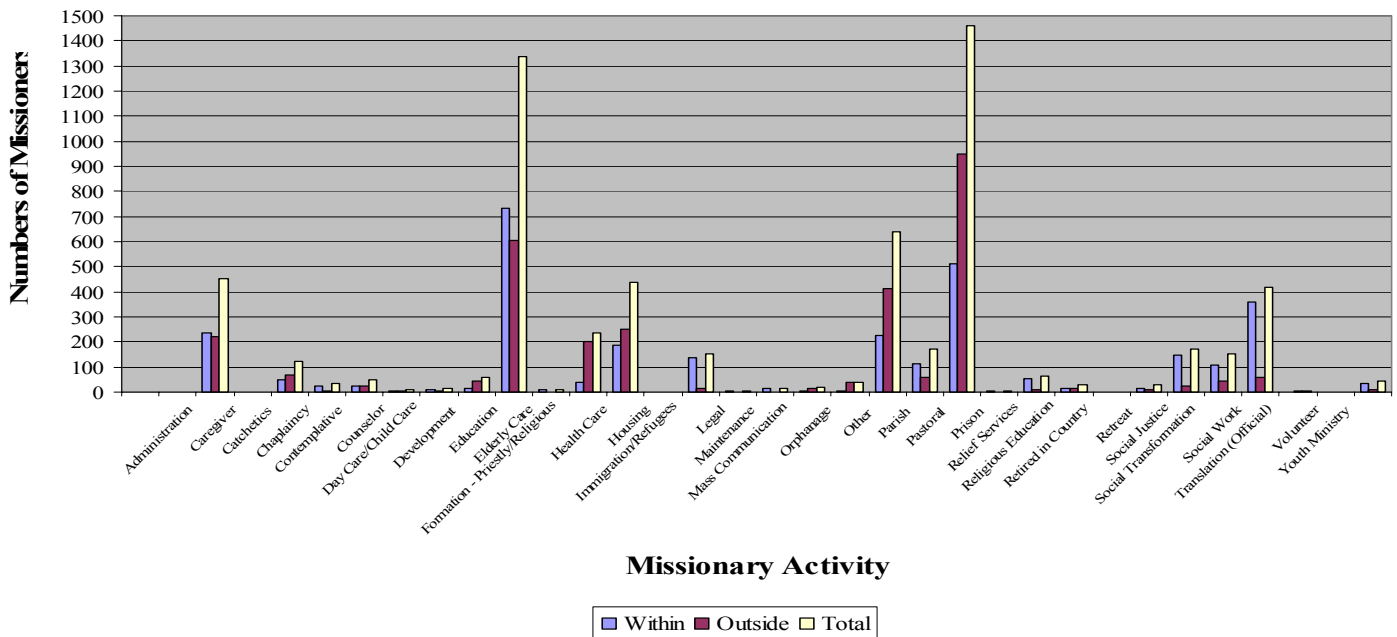


<b>U.S. Catholic Missioners</b>			
<b>Primary Work Activity</b>			
<b>Within U.S. Borders/Outside U.S. Borders</b>			
Primary Work Activity	Within	Outside	Total
	U.S.	U.S.	
Administration	234	219	453
Caregiver	0	2	2
Catechetics	51	70	121
Chaplaincy	25	7	32
Contemplative	27	24	51
Counselor	3	5	8
Day Care/Child Care	11	4	15
Development	16	43	59
Education	733	604	1337
Elderly Care	10	1	11
Formation - Priestly/Religious	37	200	237
Health Care	187	253	440
Housing	1	0	1
Immigration/Refugees	137	15	152
Legal	5	1	6
Maintenance	17	0	17
Mass Communication	3	17	20
Orphanage	3	37	40
Other	226	414	640
Parish	112	61	173
Pastoral	512	951	1463
Prison	6	0	6
Relief Services	55	11	66
Religious Education	16	13	29
Retired in Country	0	1	1
Retreat	17	11	28
Social Justice	150	23	173
Social Transformation	106	46	152
Social Work	361	57	418
Translation (Official)	1	3	4
Volunteer	1	1	2
Youth Ministry	32	12	44
<b>Totals:</b>	<b>3095</b>	<b>3106</b>	<b>6201</b>

U.S. Missioners by Church Role: 1960-2007							
Years	Diocesan Priests	Religious Priests	Religious Brothers	Religious Sisters	Seminar-ians	Lay Persons	Totals
1960	14	3018	578	2827	170	178	6785
1970	373	3117	666	3824	90	303	8373
1980	188	2750	592	2592	50	221	6393
1990	200	2257	477	2347	42	421	5744
1992	181	2183	449	2222	26	406	5467
1996	173	1770	347	1513	18	343	***4164
1998	•167	•1903	370	2693	11	739	°5883
2000-01	180	1784	349	2589	15	1191	°6108
2002-03	147	1840	361	2812	8	1368	6536
2004-05	•136	1663	366	2819	9	1402	6395
2006-07	°105	°1582	342	2717	10	°1445	°6201

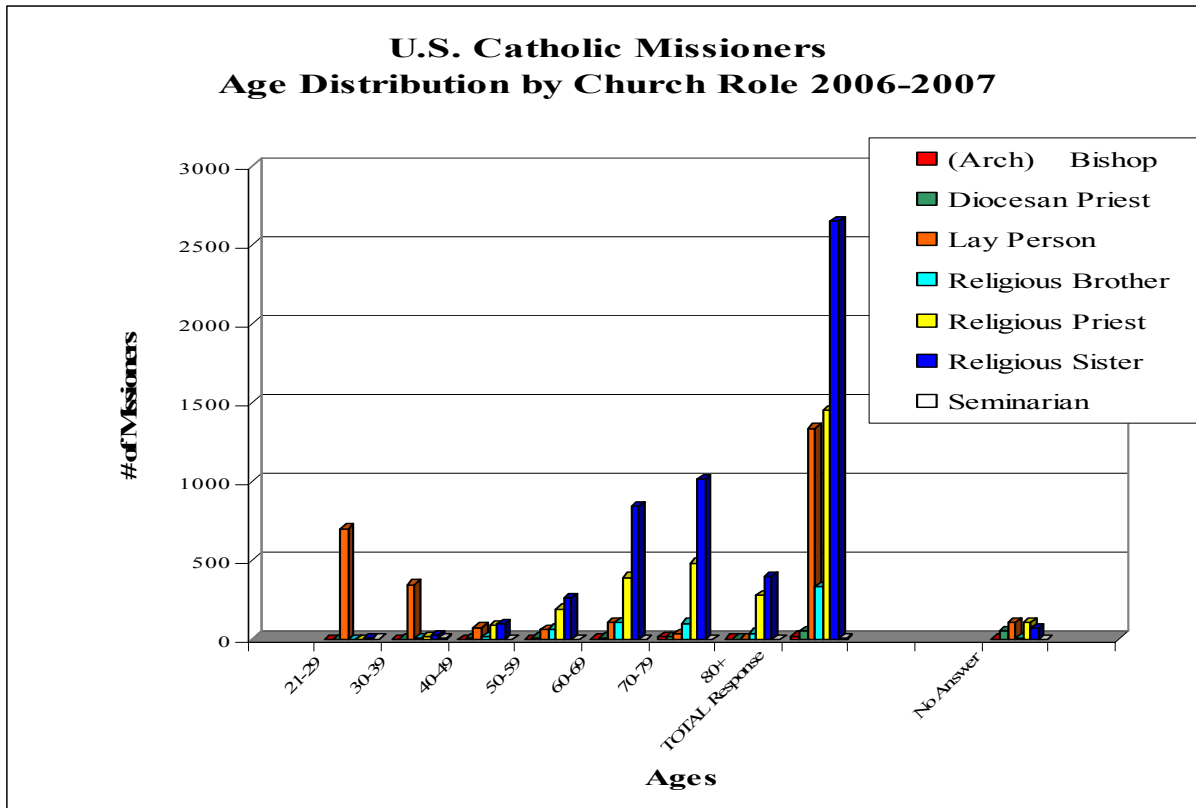
\*\*\* Alaska and Hawaii are no longer in the category of overseas missioners  
 ° These numbers include Bishops and Deacons  
 • These include missioners serving within and outside U.S. Borders in Cross-Cultural Mission

## Primary Ministry Within/Outside U.S. Borders 2006-2007



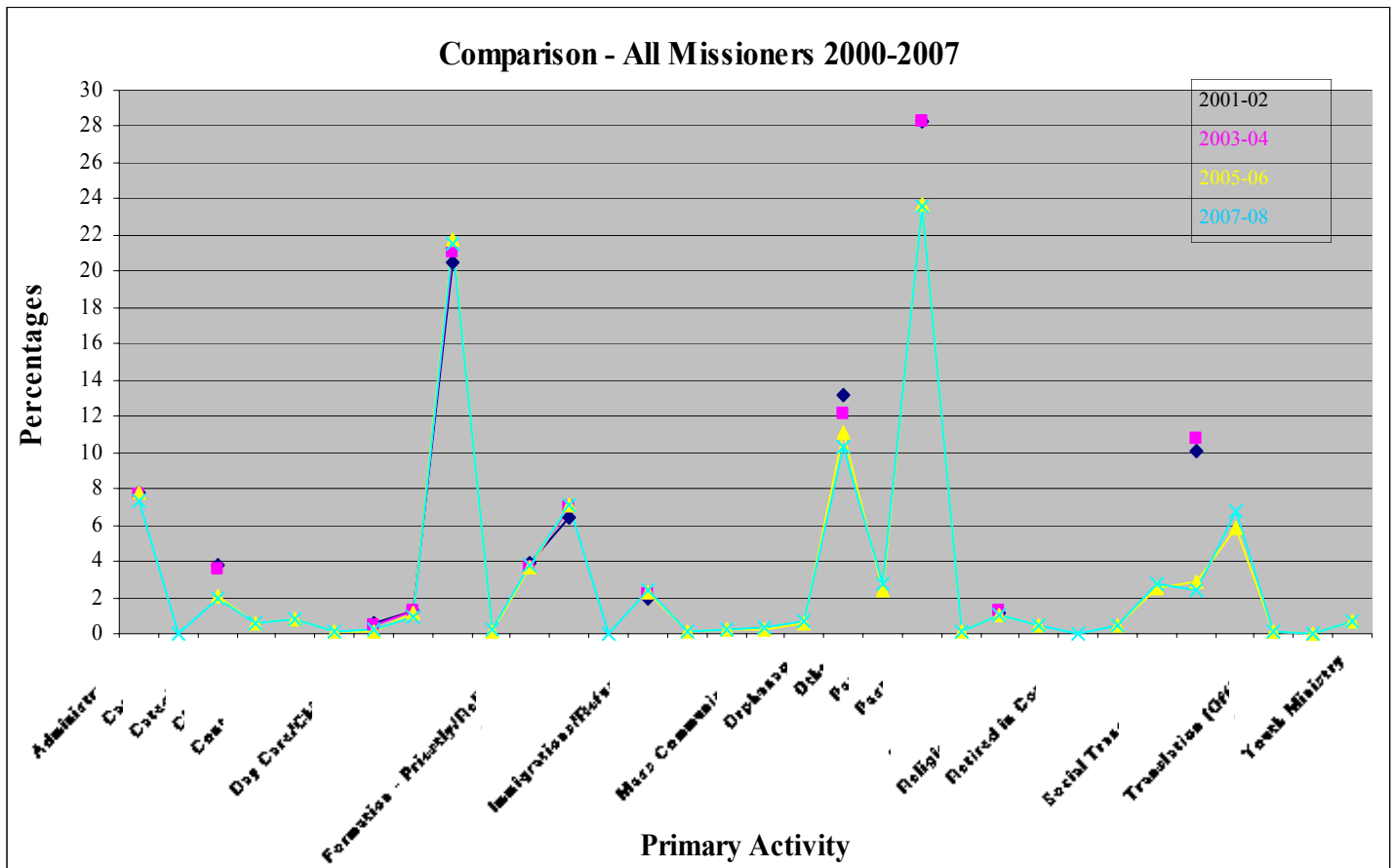
**US CATHOLIC MISSIONERS  
AGE DISTRIBUTION BY CHURCH ROLE  
2006-2007**

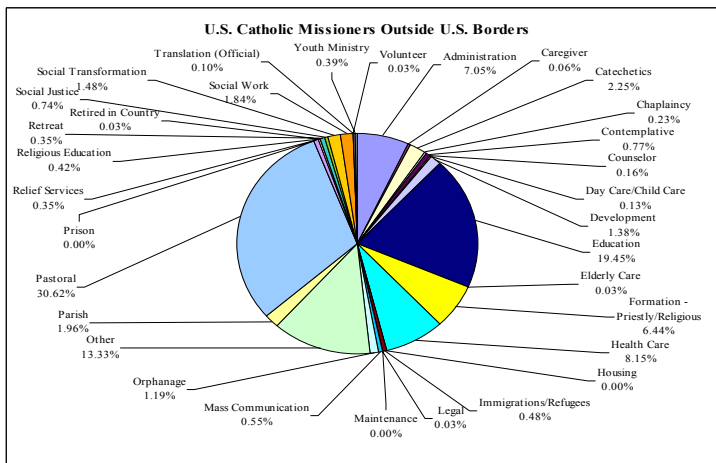
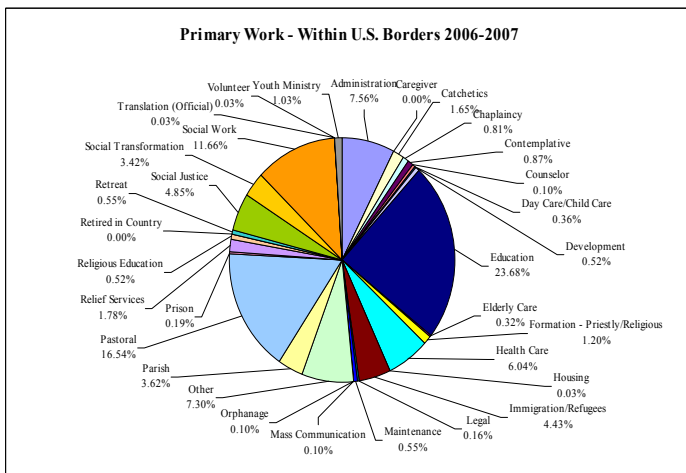
Age Group	(Arch) Bishop	Diocesan Priest	Lay Person	Religious Brother	Religious Priest	Religious Sister	Seminararian	Total
21-29	0	0	702	0	0	5	3	710
30-39	0	3	347	5	17	27	6	405
40-49	0	10	77	16	87	96	0	286
50-59	1	11	64	65	194	261	1	597
60-69	3	11	108	105	392	844	0	1465
70-79	14	14	35	102	485	1017	0	1668
80+	2	4	3	40	278	396	0	723
<b>TOTAL Response</b>	<b>20</b>	<b>53</b>	<b>1336</b>	<b>333</b>	<b>1453</b>	<b>2646</b>	<b>10</b>	<b>5854</b>
<b>No Answer</b>	<b>2</b>	<b>51</b>	<b>106</b>	<b>9</b>	<b>108</b>	<b>71</b>	<b>0</b>	<b>347</b>
<b>Grand Total</b>	<b>22</b>	<b>104</b>	<b>1442</b>	<b>342</b>	<b>1561</b>	<b>2717</b>	<b>10</b>	<b>6201</b>
<b>Average Age</b>	<b>71.8</b>	<b>60.7</b>	<b>35.2</b>	<b>66.7</b>	<b>69.4</b>	<b>70.0</b>	<b>35.1</b>	<b>61.6</b>



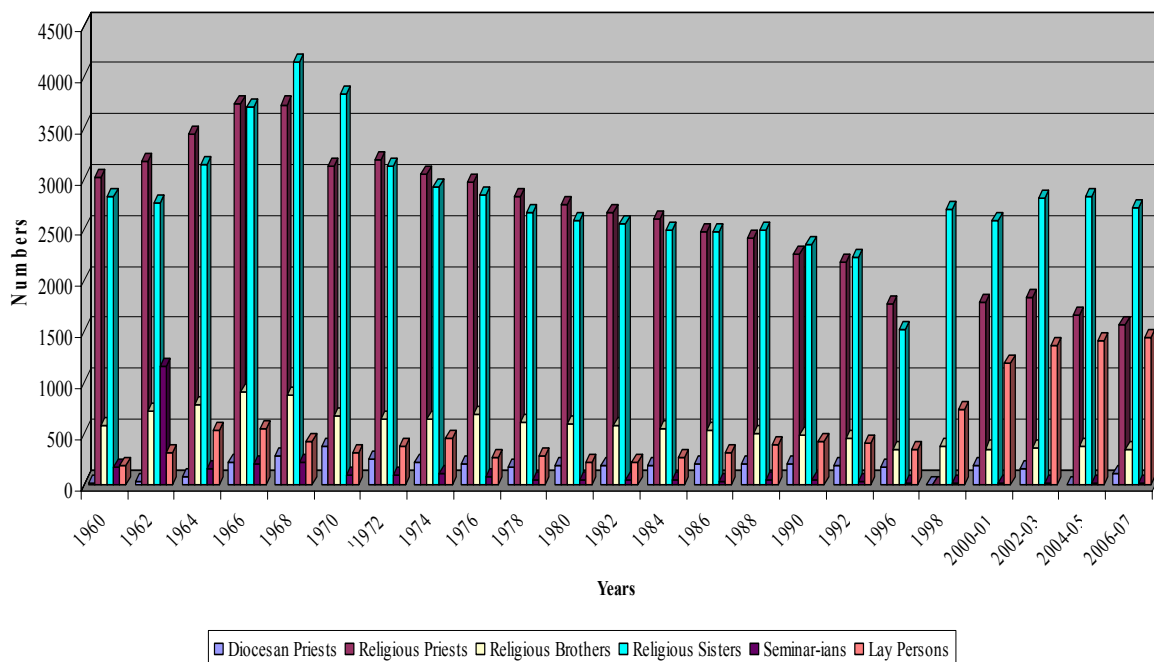
**Comparison  
2000-01, 2002-03, 2004-05, 2006-07  
Missionary Activities - All Missioners**

Category	Percentages				Category	Percentages			
	2000-01	2002-03	2004-05	2006-07		2000-01	2002-03	2004-05	2006-07
Administration	7.83	7.71	7.74	7.31	Mass Communication			0.28	0.32
Caregiver				0.03	Orphanage			0.53	0.65
Catechetics	3.75	3.58	2.02	1.95	Other	13.18	12.13	11.09	10.32
Chaplaincy			0.53	0.52	Parish			2.44	2.79
Contemplative			0.81	0.82	Pastoral	28.31	28.27	23.74	23.59
Counselor			0.09	0.13	Prison			0.08	0.10
Day Care/Child Care	0.59	0.46	0.13	0.24	Relief Services	1.2	1.21	1.08	1.06
Development	1.29	1.27	1.16	0.95	Religious Education			0.44	0.47
Education	20.55	21.1	21.81	21.56	Retired in Country				0.02
Elderly Care			0.14	0.18	Retreat			0.42	0.45
Formation - Priestly/Religious	3.9	3.69	3.69	3.82	Social Justice			2.49	2.79
Health Care	6.45	6.93	7.11	7.10	Social Transformation	10.13	10.74	2.86	2.45
Housing				0.02	Social Work			5.83	6.74
Immigrations/Refugees	1.98	2.14	2.31	2.45	Translation (Official)			0.09	0.06
Legal			0.06	0.10	Volunteer			0.02	0.03
Maintenance			0.28	0.27	Youth Ministry			0.72	0.71





### U.S. Missioners by Church Role 1960-2007



Periodic Papers are published by USCMA

USCMA

Hecker Center, Suite 100

3025 Fourth Street, NE

Washington, DC 20017-1102

Phone: 202-832-3112 Fax: 202-832-3688

E-mail: [uscma@uscatholicmission.org](mailto:uscma@uscatholicmission.org) Web site: [www.uscatholicmission.org](http://www.uscatholicmission.org)